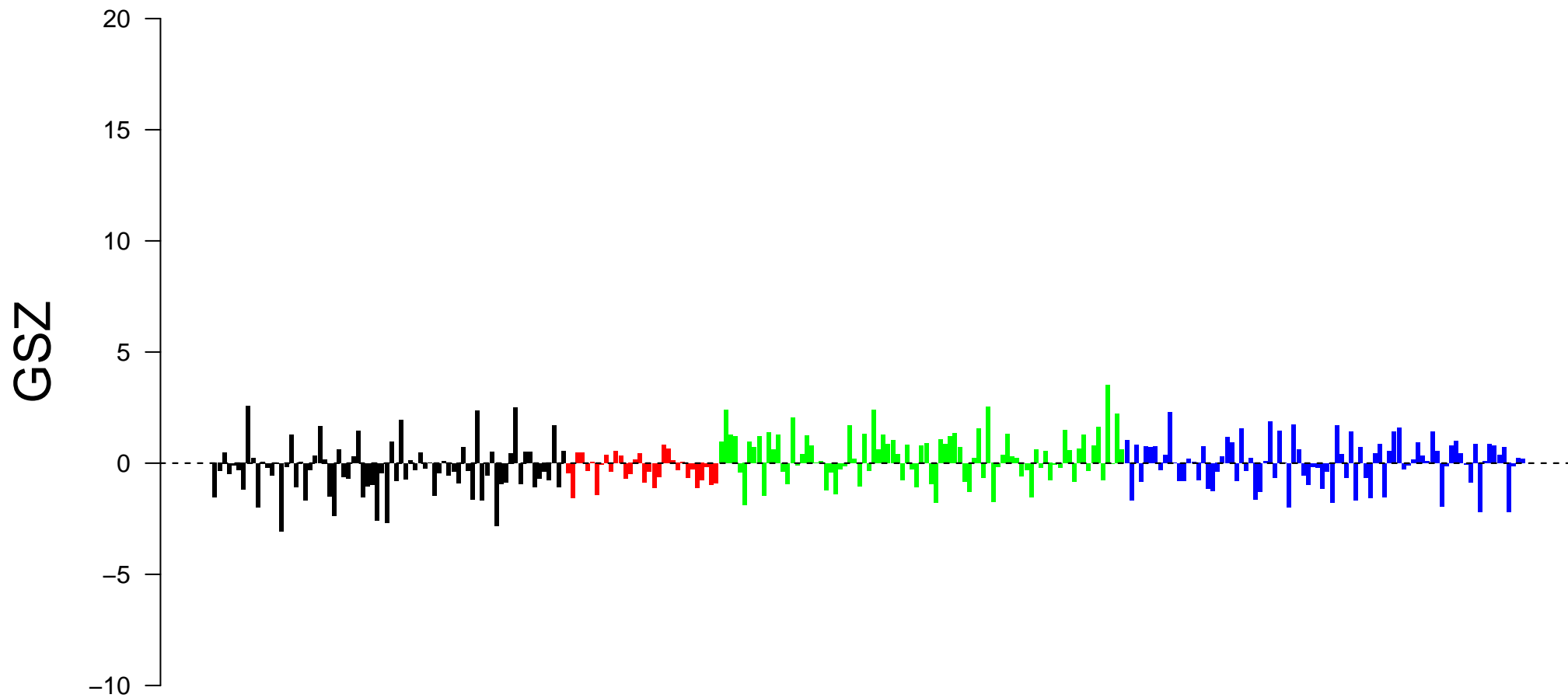
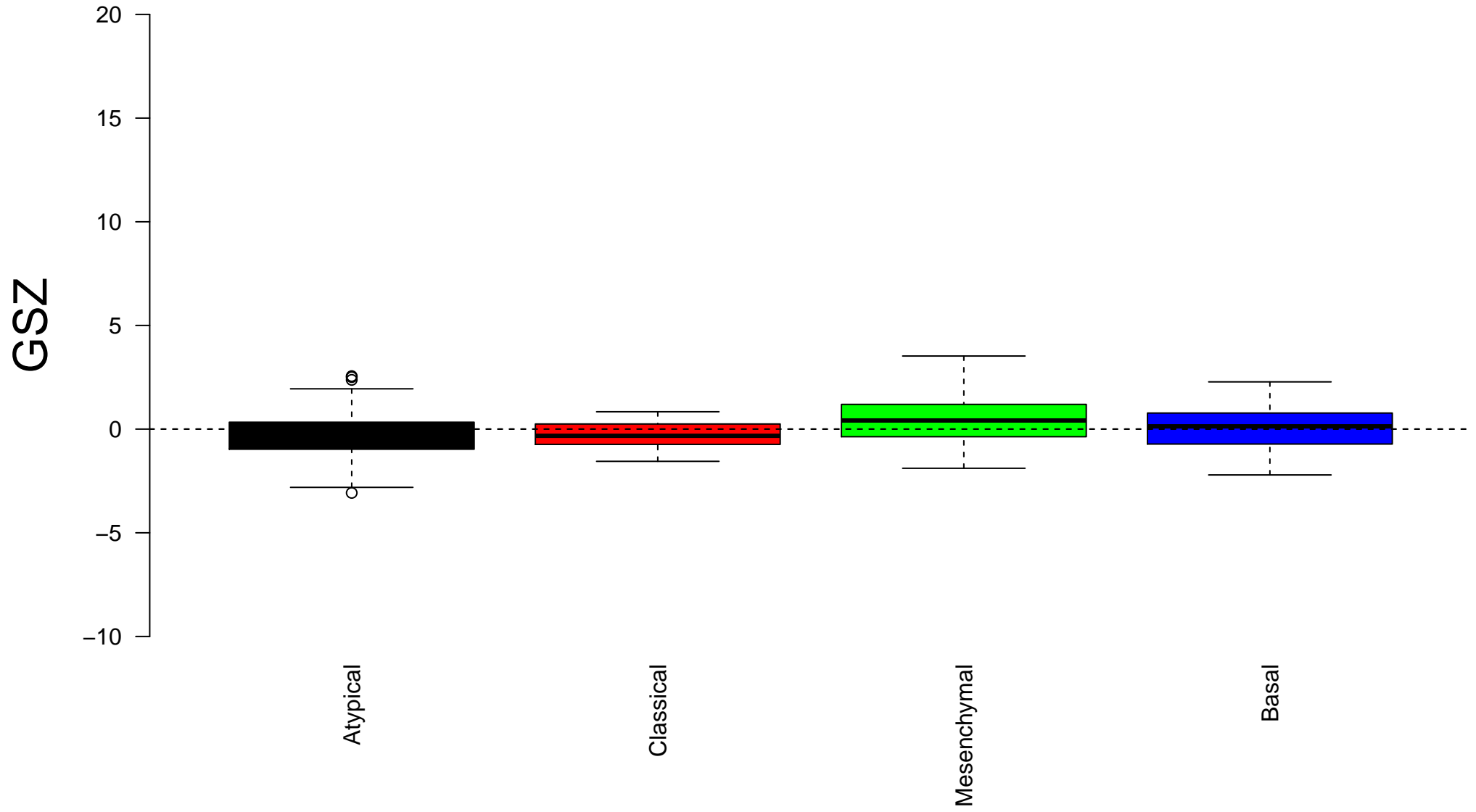



COPII vesicle coating




COPII vesicle coating



Enrichment in spots: COPII vesicle coating



Expression of COPII vesicle coating in Spot A



Expression of COPII vesicle coating in Spot B

Δe

0.4

0.2


0.0

-0.2


-0.4



Expression of COPII vesicle coating in Spot C



Expression of COPII vesicle coating in Spot D



Expression of COPII vesicle coating in Spot E

Δe

0.4

0.2

0.0

-0.2

-0.4



Expression of COPII vesicle coating in Spot F

Δe


0.4

0.2

0.0

-0.2

-0.4



Expression of COPII vesicle coating in Spot G

Δe

0.4

0.2


0.0

-0.2

-0.4



Expression of COPII vesicle coating in Spot H



Expression of COPII vesicle coating in Spot I

Δe

0.4

0.2

0.0

-0.2

-0.4



Expression of COPII vesicle coating in Spot J

Δe

0.4

0.2

0.0

-0.2

-0.4



Expression of COPII vesicle coating in Spot K

Δe

0.4

0.2

0.0

-0.2

-0.4



Expression of COPII vesicle coating in Spot L

Δe

0.4

0.2

0.0

-0.2

-0.4



Expression of COPII vesicle coating in Spot M

Δe


0.4

0.2


0.0

-0.2

-0.4



Expression of COPII vesicle coating in Spot N



Expression of COPII vesicle coating in Spot O

Δe

0.4

0.2

0.0

-0.2

-0.4



Expression of COPII vesicle coating in Spot P

Δe

0.4

0.2

0.0

-0.2

-0.4



Expression of COPII vesicle coating in Spot Q

Δe

0.4

0.2

0.0

-0.2

-0.4



Expression of COPII vesicle coating in Spot R

Δe

0.4
0.2
0.0
-0.2
-0.4

